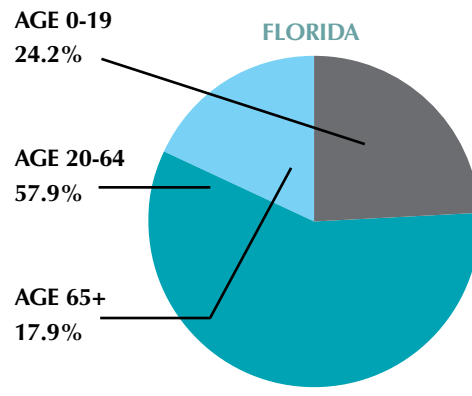
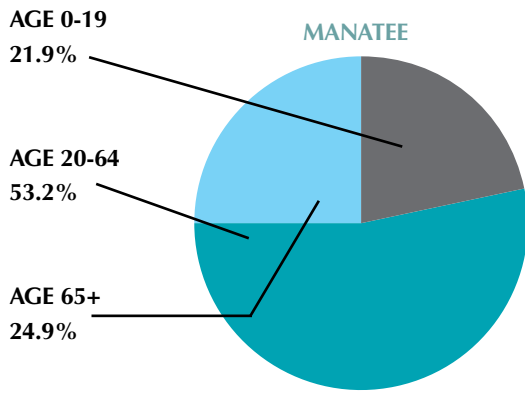


## DEMOGRAPHICS<sup>1</sup>



	Manatee		Florida	
	NUMBER	PERCENT	NUMBER	PERCENT
Total Pop.	315,900	—	18,478,309	—
Asian	3,634	1.2	375,256	2.0
Black	29,416	9.30	2,860,188	15.5
White	264,515	83.7	13,993,783	75.7
Other	18,335	5.8	1,249,082	6.8
Hispanic	39,605	12.5	3,695,954	20
Female	163,381	51.7	9,464,750	51.2
Male	152,519	48.3	9,013,559	48.8
Prison	1,174	-	88,576	-

## SOCIOECONOMICS<sup>2</sup>

	Manatee	Florida
Per Capita Income (\$)	27,807	26,399
Median Household Income (\$)	46,678	46,736
Health Care Expenditures per Household (\$)	3,756.64	3,619.25
Percent of persons below 100% of the FPL (%)	10.0	12.8
Percent of persons below 200% of the FPL (%)	28.7	32.7
KidCare Enrollment (#)	2,553	242,184
Unemployment Rate (%)	2.5	4.3
Percent with High School Diplomas (%)	85.1	84.6
Percent with College Diplomas (%)	26.0	25.1
Medicaid Eligible (#)	26,054	2,088,779

## MATERNAL AND INFANT HEALTH<sup>3</sup>

	Manatee	Florida
Total Resident Live Birth Rate (per 1,000 population)	12.5	12.6
Percent of Births to Teens (Ages 15-19)	13.4	10.7
Percent of Repeat Births to Teens (Ages 15-19)	18.4	16.0
Low Birthweight Rate (<2500g) (%)	7.4	8.7
Late or No Prenatal Care (%)	7.4	5.1
Infant Death Rate (per 1,000 births)	6.3	7.2
Percent of Kindergarteners Immunized	92.4	94.1

## HEALTHCARE ACCESS<sup>5</sup>

	Manatee	Florida
Total Licensed Family Physicians (per 100,000)	14.8	17.4
Total Licensed Dentists (per 100,000)	43.2	62.8
Hospital Beds (per 100,000)	293.3	315.6
Nursing Home Beds (per 100,000)	503.9	447.8
Ambulatory Surgery Centers (per 100,000)	2.2	2.1
Assisted Living Facilities (per 100,000)	11.4	13.4
ER Visits (#)	94,734	-
ER Admissions (#)	19,015	-
ER Visits Admitted (%)	20.1	-
ER Admissions as a % of All (%)	56.9	-

## FEDERAL DESIGNATIONS<sup>4</sup>

Designation	Population Affected
Primary Health Professional Shortage Area	Population Group Low Income
Dental Health Professional Shortage Area	Population Group Low Income
Mental Health Professional Shortage Area	Population Group Low Income Migrant Farm Workers
Medically Underserved Area/Population	Population Group Medically Underserved Pop. – Low Income Migrant Farm Workers

## LEADING CAUSES OF DEATH<sup>6</sup>

CAUSE	Manatee			Florida
	NUMBER	CRUDE RATE	AGE-ADJUSTED DEATH RATE	AGE-ADJUSTED DEATH RATE
All Causes	3,335	1,087.9	673.5	734.4
Heart Disease	1,040	339.3	191.5	194.8
Cancer	840	274	163.6	173.1
Stroke	156	50.9	32.1	39.6
Diabetes	58	18.9	13.6	21.2
All Unintentional Injuries	196	63.9	53.2	44.2
Chronic Obstructive Pulmonary Disease	176	57.4	32.4	37.9
Motor Vehicle Crashes	77	-	22.4	18.7

## UTILIZATION<sup>7</sup>

	Manatee	Florida
Hospital Utilization Rate (Acute Care Beds) (per 100,000)	49.7	58.9
Nursing Home Utilization Rate (per 100,000)	85.2	88.2
Total Hospital Admissions (#)	33,421	-

## MORBIDITY<sup>8</sup>

	Manatee	Florida
Vaccine Preventable Diseases (per 100,000)	3.7	3.3
Tuberculosis Cases Reported (per 100,000)	5.5	5.9
HIV Cases (per 100,000)	17	29.4
AIDS Cases (per 100,000)	13.4	27.2
Gonorrhea Cases (per 100,000)	112.9	116.1
Chlamydia Cases (per 100,000)	219.5	249.4
Infectious Syphilis Cases (per 100,000)	1.0	4.0

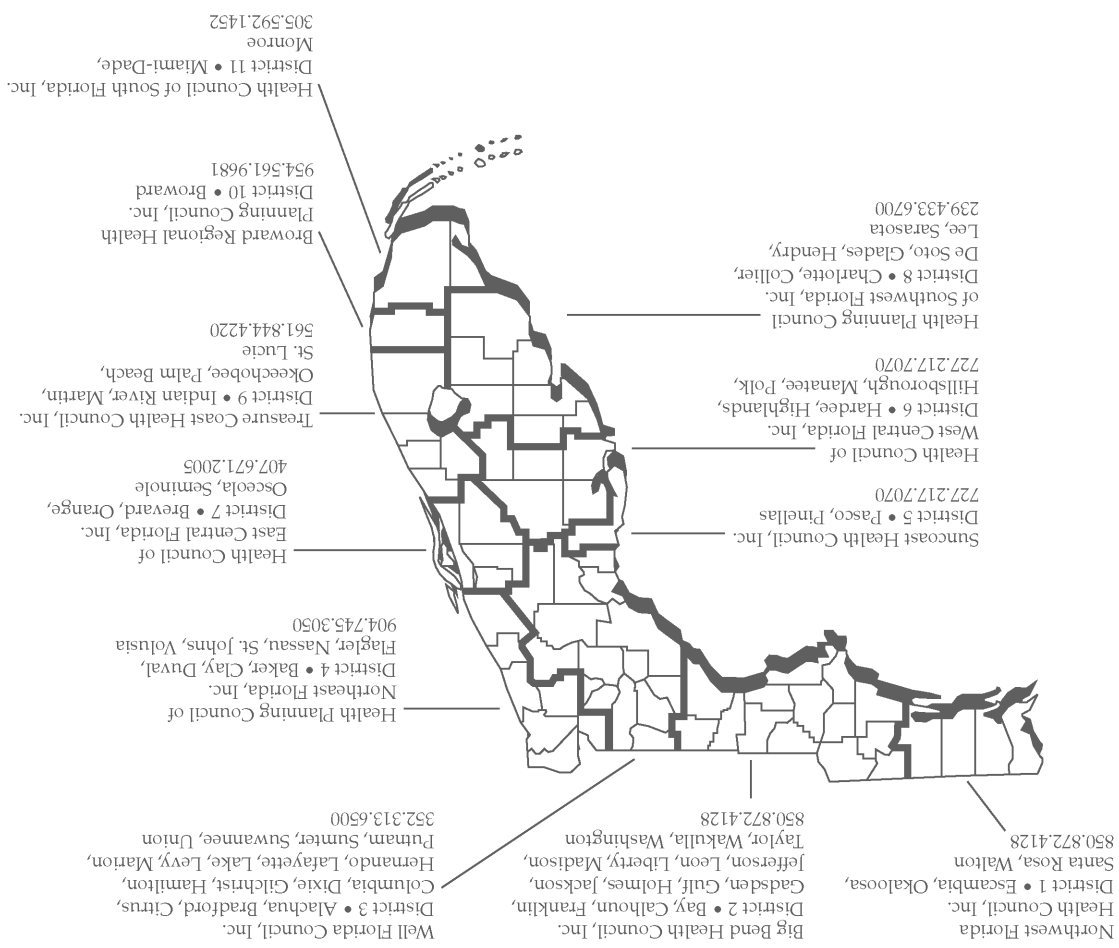
**NOTES Socioeconomics:** FPL: Federal Poverty Level. **Maternal and Infant Health:** Total Resident Live Births is per 1,000 total population. Low birthweight rate is per 1,000 live births. **Healthcare Access:** ER: Emergency room. ER Admissions as a % of all is the percentage of total hospital admissions in the county that were admitted through the ER. **Leading Causes of Death:** COPD: Chronic Obstructive Pulmonary Disease. Crude rates and age-adjusted death rates are based on 3 year averages for 2003-2005. Rates are per 100,000 population. Utilization: Rates per 100,000 population. Hospital utilization rate is based on acute care beds.

**SOURCES** 1. ESRI Business Solutions Population Data, 2007; Florida Department of Corrections, 2006. 2. ESRI Business Solutions Population Data, 2007; U.S. Census Bureau Ratio of Income to Poverty, 2000; American Community Survey, Individual Poverty, 2006; U.S. Census Bureau American Community Survey, 2006; Florida KidCare County Enrollment Report from Florida Healthy Kids Corporation, April 2007; Florida Research and Economic Database, 2007; U.S. Census Bureau American Community Survey, 2006; Agency for Health Care Administration (AHCA), Medicaid Program Analysis, March 2007. 3. Florida Department of Health, CHARTS, 2006. 4. U.S. Department of Health and Human Services, Health Professional Shortage Area (HPSA) database, 2007. 5. Florida Department of Health, CHARTS, FY 2006-07; AHCA Licensed Facilities, 2007; AHCA Annual Hospital Utilization Report, 2006. 6. Florida Department of Health, CHARTS, 2005. 7. Health Council of West Central Florida/ Suncoast Health Council District Utilization Report, 2006. 8. Florida Department of Health, CHARTS 2006.



9600 Koger Boulevard Suite 221  
 St. Petersburg, Florida 33702  
 727-217-7070  
 727-570-3033 (Fax)  
 www.healthcouncils.org

## Health Council of West Central Florida Service Area



The Health Council brings in millions of dollars for care to local residents. Our programs serve thousands of people through planning, education, and community projects. Partner with the Health Council and together, we can make health care better in our community. Find out more about The Health Councils by visiting [www.healthcouncils.org](http://www.healthcouncils.org)



Health Council of West Central Florida partners with and provides services to government agencies, community-based organizations, healthcare facilities, health care consumers, and health advocacy groups through contracts and grants.

### SERVICES:

- Survey Design and Implementation
- Needs Assessment, including Gap Analysis
- Strategic Planning- Mission, Vision, SWOT Analysis
- Health Policy Analysis
- Community Education
- Grant Writing
- Program Design, Implementation and Evaluation
- Facilitative Leadership for Community Groups
- Fiscal Management and Program Administration
- (TPA Services)

### (WCF) HEALTH COUNCIL PARTNERS

- Allegany Franciscan Ministries
- Florida Department of Health
- Highlands County Health Department
- Manatee County Government
- Polk County Government
- Polk Health Care Alliance
- Susan G. Komen Foundation, Suncoast Affiliate
- Tampa Bay Healthcare Collaborative
- West Central Florida Ryan White Care Council

## COUNTY HEALTH PROFILE

# MANATEE COUNTY



9600 Koger Boulevard Suite 221  
 St. Petersburg, Florida 33702  
 727-217-7070  
 727-570-3033 (Fax)  
[www.healthcouncils.org](http://www.healthcouncils.org)

2007

